System C
Connecting Care

CLASSIFICATION: PUBLIC

BadgerNet intermittent auscultation guide

Author: Sue Andringa-Lambert

Version: 1.0

Created: 15 July 2025

Updated: 21 August 2025

Classification: PUBLIC

Confidentiality/document control

© 2025 System C Healthcare Ltd. All rights reserved. This document is classified as 'Public'.

Warning: Paper or PDF copies of this document are not version controlled and will automatically be considered obsolete and superseded at the time of printing or conversion.

Public document control statement version 1.0 - QMSUID-0171

Document control

Name	Role	Date	Comment
Sue Andringa-Lambert	Author	15 July 2025	First issue
Louise Hutcheson	Reviewer	21 August 2025	Technical Writer review

Amendment record

Issue status	Version	Date	Actioned by	Description
Draft	V0.1	July 2025	Sue Andringa-Lambert	Internal copies for review & authorisation
Final	V1.0	15 July 2025	Sue Andringa-Lambert	Issued

Table of contents

Recommendations 4
Guide 4
BadgerNet desktop (client) 4
Partogram 4
Labour Assessments 5
Labour Assessment (Full) 5
Intermittent auscultation (Full) 5
Quick Labour Assessment (first stage of labour)/second-stage assessment 6
Intermittent auscultation (quick/second stage) 6
BadgerNet iPad app 7
Partogram 8
Labour assessments 9
Labour Assessment (Full): 9
Intermittent auscultation (Full) 9
Quick Labour Assessment /second stage assessment 11
Intermittent auscultation (Quick/Second Stage) 11

Introduction

This guide is for clinical staff documenting intrapartum care for women and birthing people using intermittent auscultation in BadgerNet Maternity.

This is not a user guide for intrapartum care – it is assumed the reader knows how to document intrapartum care as trained locally.

Recommendations

A device should be available for each user/per labour room to allow for contemporaneous record keeping. For a partogram to be used in real time (to detect any potential issues), it needs to be completed in as near real time as possible.

Any mobile device should have excellent Wi-Fi or cellular connectivity. Alternatively, offline mode can be used for domestic settings – note that documentation will not be visible to others if working offline.

Guide

BadgerNet desktop (client)

To start the Labour and Birth pathway, open the Labour and Birth note and complete the following fields:

- Onset of labour
- Date and Time Labour Established

Complete the first Labour Assessment, which will populate the partogram for first stage of labour and second stage of labour.

N.B. On save of the first Labour Assessment, BadgerNet may need a refresh to load the partogram on the Labour and Birth tab - click Labour and Birth again to refresh.

Partogram

Once on the partogram, use this as background page and document from here:

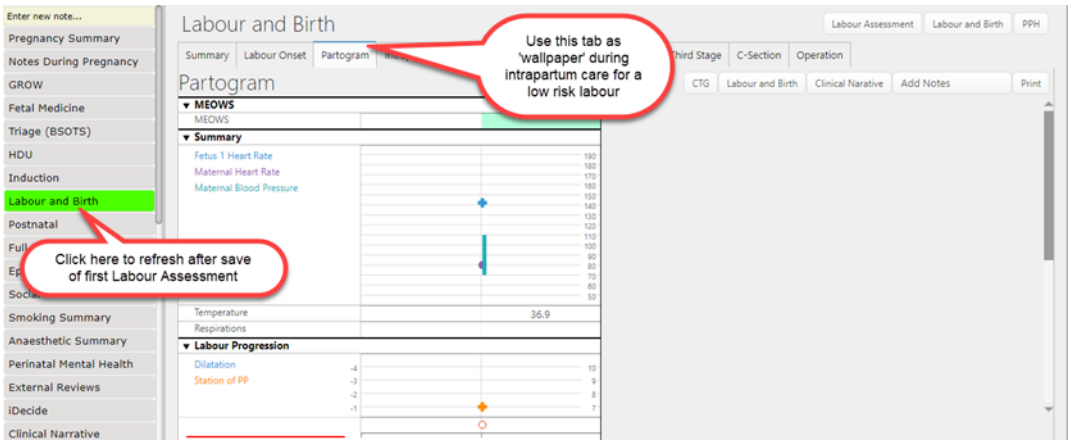

Open new Labour Assessments (for the 15-minute first-stage and five-minute second-stage reviews) from the links at the top and any other new notes from the Add notes link. Saving a Labour Assessment will populate the partogram and display it on save to identify any emerging trends.

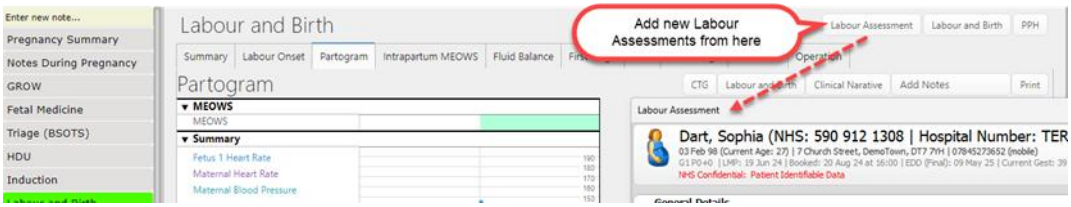

Labour Assessments

There are two versions of the Labour Assessment:

Labour Assessment (Full)

This is for a comprehensive review and includes:

- Vaginal examination
- Additional observations
- Palpation
- Risk assessment including choice of auscultation method

Intermittent auscultation (Full)

The intermittent auscultation documentation within a full Labour Assessment is comprehensive:

- Heart Rate section

Record Heart Rate (maternal/fetal) 'Yes' to display the relevant fields:

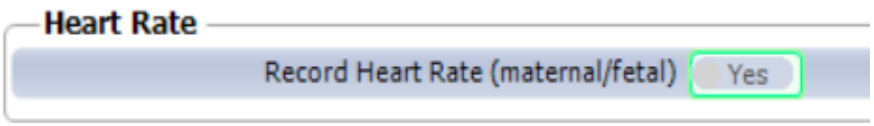

'Fetal Heart Monitored' = 'yes'.

This will prompt a link to Fetal Monitoring Labour Review Form. If applicable as per local trust/board guidance, open this form and complete - update Intrapartum Risk Assessment if indicated using the link.

Note: The Fetal Monitoring Labour Review enables a holistic approach to labour care including a risk assessment for choice of fetal monitoring alongside maternal and fetal wellbeing. Completion as per local guidance.

If the Risk Level for Monitoring is Low and Continuous or Intermittent is Intermittent, the IA fields display.

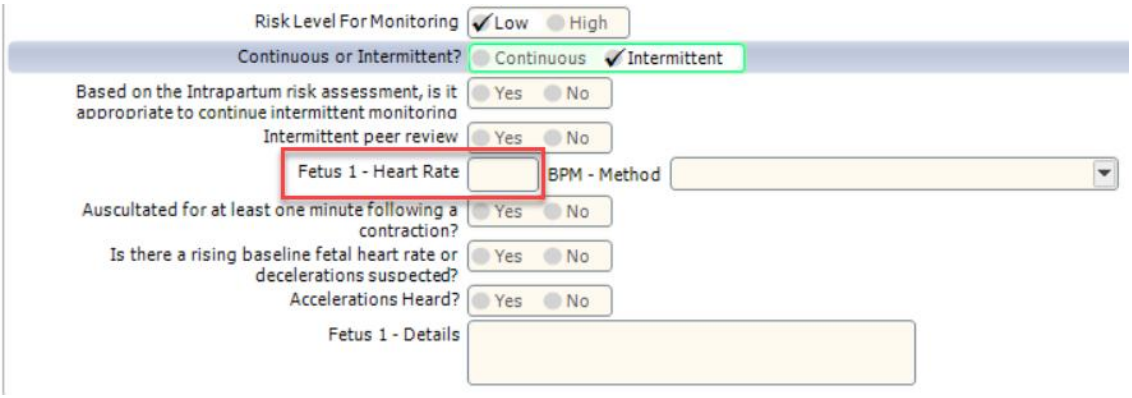

For a full assessment, complete the fields.

Fetus 1 - Heart Rate is the value that populates the partogram.

If a peer review is taking place, sign off the review according to local guidance.

Quick Labour Assessment (first stage of labour)/second-stage assessment

A version of the Labour Assessment for core details including free text notes to continue the story is available from 'Add new note'.

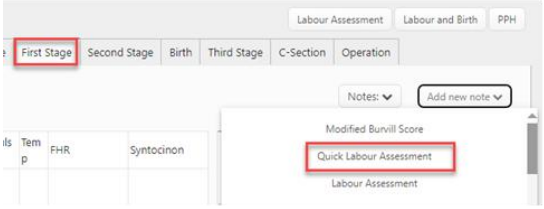

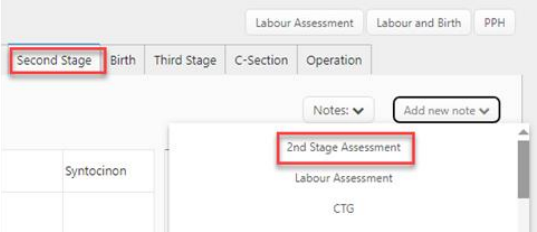

Intermittent auscultation (quick/second stage)

The intermittent auscultation documentation within a Quick/Second Stage Labour Assessment is basic, capturing the core data needed. The Fetal Monitoring Labour Review form is available to holistically review the situation as required.

A Quick/Second Stage Labour Assessment **should not** be used for all labour assessments - a Full Labour Assessment should be carried out in accordance with local guidance.

Labour Assessment

Dart, Sophia (NHS: 590 912 1308 | Hospital Number: TERMD)
03 Feb 98 (Current Age: 27) | 7 Church Street, DemoTown, DT7 7YH | 07845273652 (mobile)
G1 P0+0 | LMP: 19 Jun 24 | Booked: 20 Aug 24 at 16:00 | EDD (Final): 09 May 25 | Current Gest: 39+5 | Babies on scan: 1 | Booking BMI: 32.
NHS Confidential: Patient Identifiable Data

General Details

Date and Time of Entry: 07 May 25 at 17:05 Gestation 39Weeks, 5Days
Completed By: Midwife, Amy Use current user...
Midwife's Team: North
Number of Babies on Scan: Singleton
Reasons for utilising Biomechanics:
Techniques used:
Additional Biomechanics Notes:

Heart Rate

Maternal Heart Rate: 82 BPM
Fetal Heart Monitored? ✓Yes No
Fetal Monitoring Labour Review Form
Continuous or Intermittent? Continuous ✓Intermittent
Fetus 1 - Heart Rate: 132 BPM - Method: Pinard, Doppler

Note: Remember the narrative
The free text boxes within notes such as the Labour Assessment, intrapartum/specialist reviews and Clinical note should be completed during the labour and birth pathway. The story of the woman/birthing person cannot be told using forms in isolation so preserve that rich narrative and tell the story.

BadgerNet iPad app

To start the Labour and Birth pathway open the Labour and Birth note and complete:

- Onset of labour
- Date and Time Labour Established

Click the Labour and Birth tab from the pullout menu to view the Labour and Birth wheel:

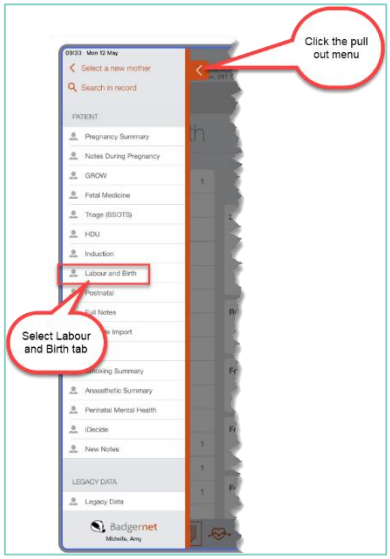

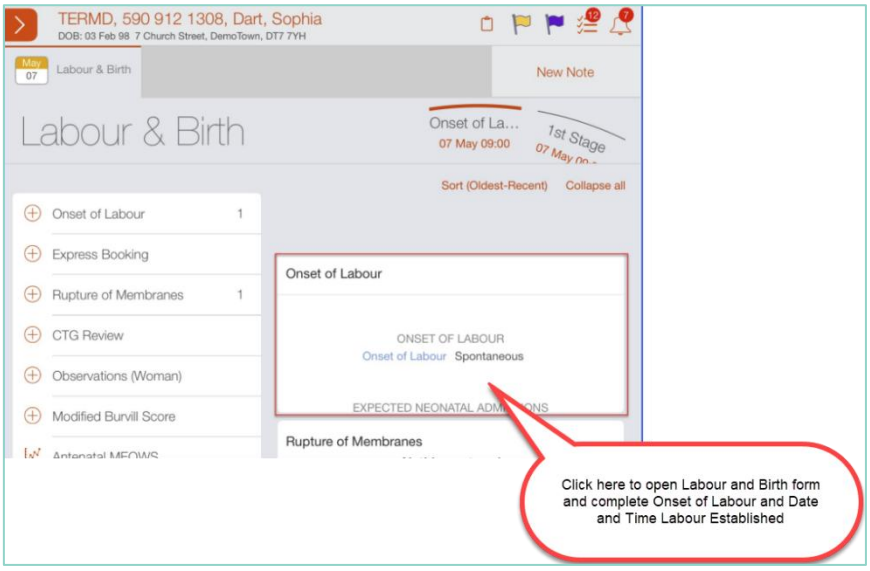

Complete the first Labour Assessment which will populate the partogram for first stage of labour and second stage of labour.

N.B. On save of the first Labour Assessment, the partogram will commence and is available from the tab.

Partogram

Once on the partogram, use this as 'wallpaper' or your background page and document from here:

Go to the 1st Stage tab (repeated for second stage):

Open new Labour Assessments (for the 15-minute and five-minute reviews) from the links at the top of the page and any other new notes from the 'New notes' link. Saving a Labour Assessment will populate the partogram and display it on save to identify any emerging trends.

N.B, A **wider view of notes** can be reviewed as labour progresses.

Labour assessments

There are two versions of the Labour Assessment:

Labour Assessment (Full):

This is for a comprehensive review and includes:

- Vaginal examination
- Additional observations
- Palpation
- Risk assessment including choice of auscultation method

Intermittent auscultation (Full)

The intermittent auscultation documentation within a full Labour Assessment is comprehensive:

Heart Rate section:

Record Heart Rate (maternal/fetal) 'Yes' to display the relevant fields:

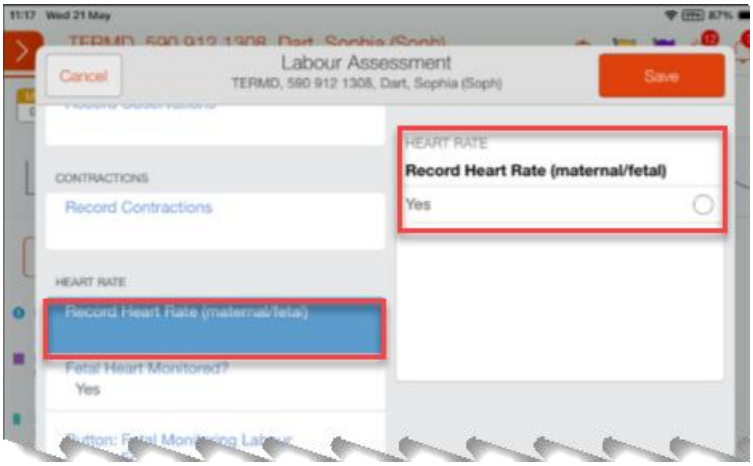

Fetal Heart Monitored = 'yes'

This will prompt a link to Fetal Monitoring Labour Review Form. If applicable as per local trust/board guidance, open this form and complete - update Intrapartum Risk Assessment if indicated using the link.

N.B. The Fetal Monitoring Labour Review enables a holistic approach to labour care including a risk assessment for choice of fetal monitoring alongside maternal and fetal wellbeing. Completion as per local guidance.

If the Risk Level for Monitoring is Low and Continuous or Intermittent is Intermittent, the IA fields display.

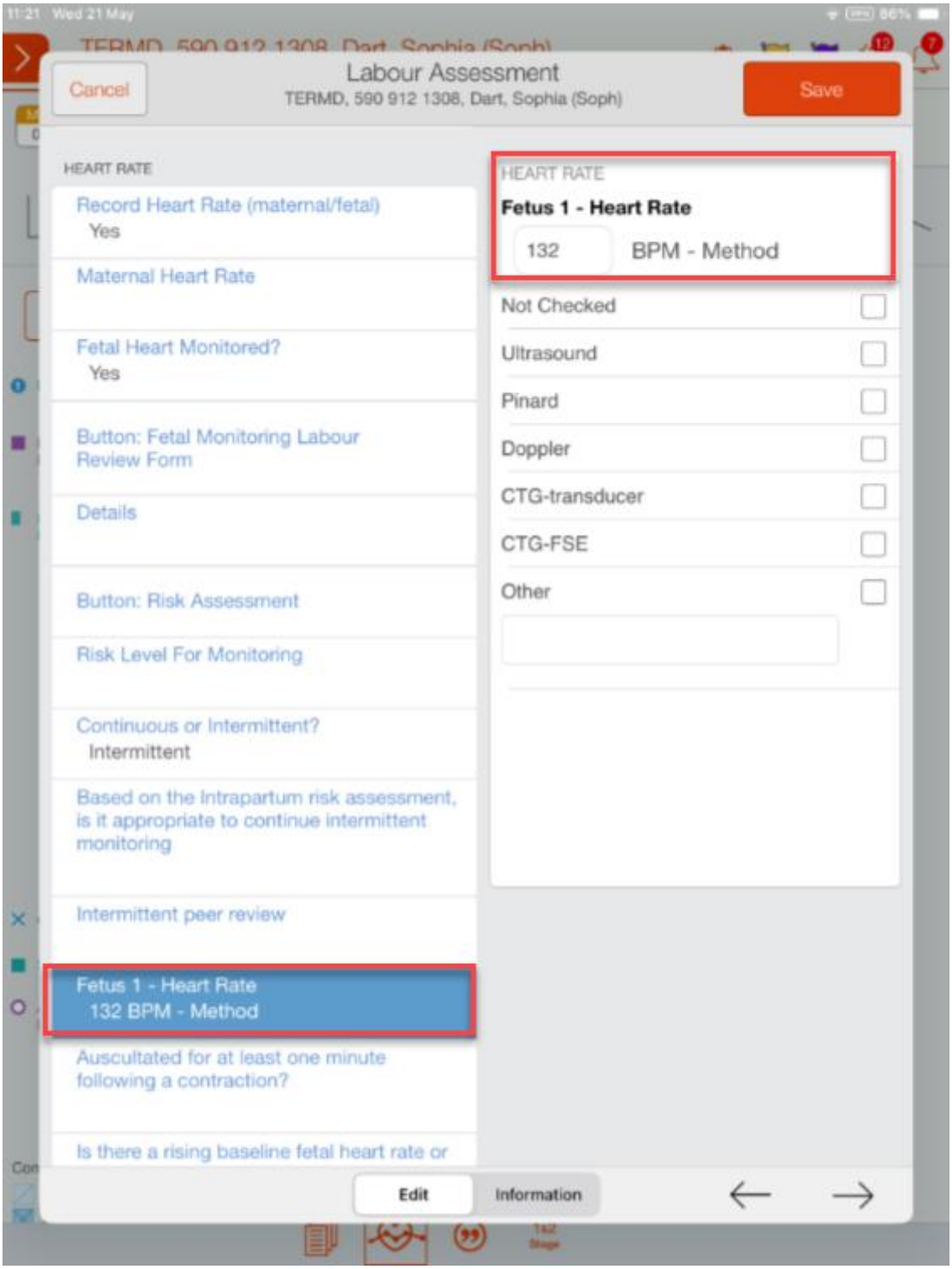

For a full assessment, complete the fields.

N.B. Fetus 1 - Heart Rate is the value that populates the partogram.

If a peer review is taking place, sign off the review according to local guidance.

Quick Labour Assessment /second stage assessment

A version of the Labour Assessment for core details including free text notes to continue the story is available from 1 & 2 stage tab.

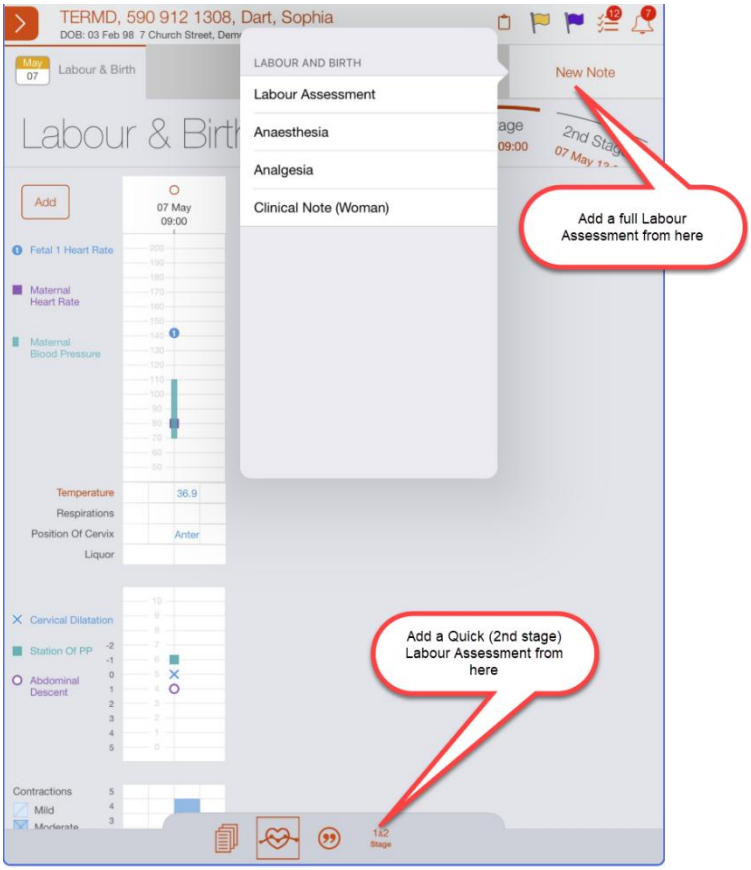

Intermittent auscultation (Quick/Second Stage)

The intermittent auscultation documentation within a Quick/Second Stage Labour Assessment is basic, capturing the core data needed. The Fetal Monitoring Labour Review form is available to holistically review the situation as required.

N.B. A Quick/Second Stage Labour Assessment **should not** be used for all labour assessments - a Full Labour Assessment should be carried out in accordance with local guidance.

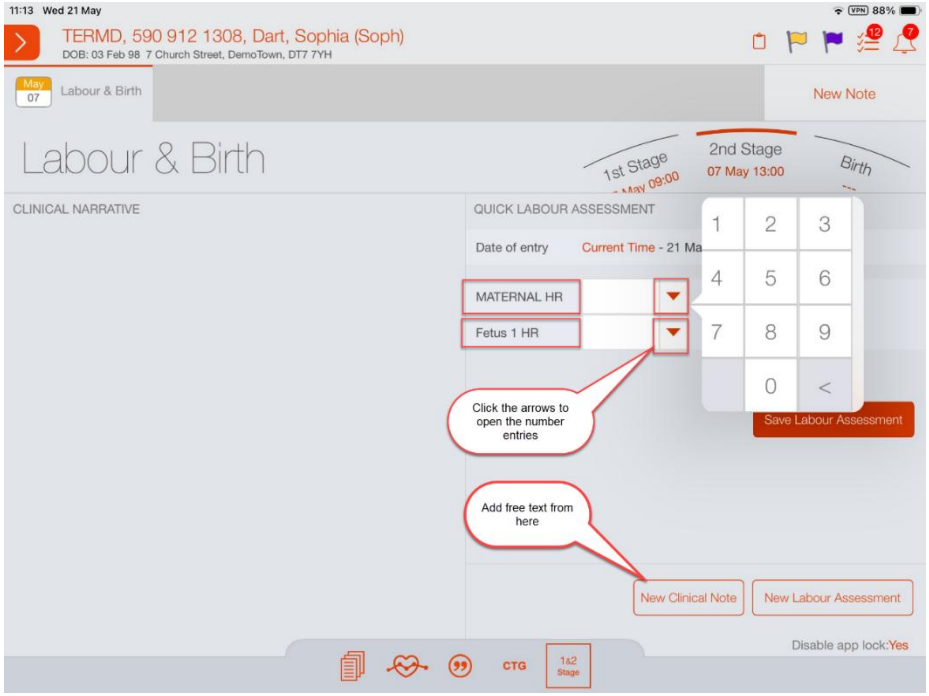

Add 'Method of Auscultation' within this view and narrative text via a Clinical Note.

N.B. Remember the narrative

The free text boxes within notes such as the Labour Assessment, intrapartum/specialist reviews and clinical notes, should be completed during the labour and birth pathway. The story of the woman/birthing person cannot be told using forms in isolation so preserve that rich narrative and tell the store.